



LED Options

Clear Beveled Glass



I 49183 BK, TZ
49183 BKL18, TZL18

Clear Beveled Glass



J 49186 BK, TZ
49186 BKL18, TZL18

Clear Beveled Glass



K 9794 BK, TZ
9794 BKL18, TZL18

Clear Beveled Glass



L 49187 BK, TZ
49187 BKL18, TZL18

Clear Beveled Glass



M 9935 BK, TZ
9935 BKL18, TZL18

Satin Etched Glass



N 49686 OZ

Satin Etched Glass



O 49687 OZ

Satin Etched Glass













P 49688 OZ

Satin Etched Glass



Q 49690 OZ

ITEM #	FINISH	LIGHT SOURCE	LED BULB OUTPUT	DIMENSIONS	EXT.	HCWO	NOTES
I	49183 BK, TZ	(1) 100W (M)	---	6.25W x 10.25H	6.5	1.75	Ⓜ
I	49183 BKL18, TZL18	(1) 10W (M)  	3000K, 92 CRI, 800 Lumens, 80 LPW	6.25W x 10.25H	6.5	1.75	Ⓜ Dimmable.
J	49186 BK, TZ	(1) 100W (M)	---	9.75W x 18.75H	9.5	7.75	Ⓜ
J	49186 BKL18, TZL18	(1) 10W (M)  	3000K, 92 CRI, 800 Lumens, 80 LPW	9.75W x 18.75H	9.5	7.75	Ⓜ Dimmable.
K	9794 BK, TZ	(1) 100W (M)	---	4.75W x 8.5H	5.75	2.5	Ⓜ
K	9794 BKL18, TZL18	(1) 10W (M)  	3000K, 92 CRI, 800 Lumens, 80 LPW	4.75W x 8.5H	5.75	2.5	Ⓜ Dimmable.
L	49187 BK, TZ	(1) 100W (M)	---	9.75W x 18H	---	---	Ⓜ Shown with post 9510 BK.
L	49187 BKL18, TZL18	(1) 10W (M)  	3000K, 92 CRI, 800 Lumens, 80 LPW	9.75W x 18H	---	---	Ⓜ Dimmable.
M	9935 BK, TZ	(1) 100W (M)	---	8W x 16H	---	---	Ⓜ Shown with post 9506 BK.
M	9935 BKL18, TZL18	(1) 10W (M)  	3000K, 92 CRI, 800 Lumens, 80 LPW	8W x 16H	---	---	Ⓜ Dimmable. Shown with post 9506 BK.
N	49686 OZ	(1) 75W (M)	---	6W x 10.25H	6.5	2.75	Ⓜ
O	49687 OZ	(1) 100W (M)	---	8W x 13.5H	8.75	3.75	Ⓜ
P	49688 OZ	(1) 150W (M)	---	10W x 20H	11	4.25	Ⓜ
Q	49690 OZ	(1) 150W (M)	---	10W x 22H	---	---	Ⓜ Shown with post 9506 BK.

Measurements shown in inches. U.S. Patent Pending.